

The mid-size solution for high productivity and efficiency

If you need big indoor performance from a more space-efficient scrubber dryer, the ride-on SC3500 is your ideal solution. With improvements to productivity, maneuverability, and ergonomics, this versatile addition to the Nilfisk GO-Line can handle massive commercial, educational, or industrial environments with ease.

A variety of features are standard on the SC3500, including:

- Automatic lifting/lowering of brush or squeegee, instead of mechanical operation
- Increased brush pressure (up to 50kg) for better results in less time
- Hanging squeegee for easier passage through narrow spaces/doorways
- Front LED headlights






With convenient, intuitive operation, the SC3500 ensures high-quality results across a broad variety of locations, as well as excellent reliability and a low total cost of ownership.

- High productivity for value; cleans large spaces with optimal efficiency
- Better results; improved brush pressure and quicker drying time
- Fast, convenient, and ergonomic; automatic management of brush/squeegee
- Improved maneuverability and transport thanks to squeegee control

• Standard equipment





Picture shown may not represent model quoted








Included accessories		Ref. no.	Min. required	SC3500 RIDE-ON SCRUBBER	SC3500 GO FULL PKD 2 - BATT AGM 222 AH	SC3500 GO FULL PKD 3 - BATT ACIDE 200 AH
Disc Brush 370 mm						
	BRUSH PROLITE 14	56505805	2	•	•	•
Squeegee Blade						
	KIT SQUEEGEE BLADE NR	559504735	1	•	•	•
Battery						
	BATT 6V-210AH AGM C5	559503253	4		•	
	BATT. 6V-180AH GEL MONOBLOC	80564000	4			
	BATT. 6V-200AH WET TUBULAR MONOBLOC	80563200	4			•
Accessory Kit						



The mid-size solution for high productivity and efficiency

Included accessories	Ref. no.	Min. required	SC3500 RIDE-ON SCRUBBER	SC3500 GO FULL PKD 2 - BATT AGM 222 AH	SC3500 GO FULL PKD 3 - BATT ACIDE 200 AH
 BATTERY TRAY	VR10048	0			•
Other					
 TRAY DEBRIS KIT	9100000795	1	•	•	•

• Standard equipment

Included accessories	Ref. no.	Min. required	SC3500 OBC G180 BR
Disc Brush 370 mm			
 BRUSH PROLITE 14	56505805	2	•
Squeegee Blade			
 KIT SQUEEGEE BLADE NR	559504735	1	•
Battery			
 BATT 6V-210AH AGM C5	559503253	4	
 BATT. 6V-180AH GEL MONOBLOC	80564000	4	•
 BATT. 6V-200AH WET TUBULAR MONOBLOC	80563200	4	
Accessory Kit			
 BATTERY TRAY	VR10048	0	
Other			
 TRAY DEBRIS KIT	9100000795	1	•



The mid-size solution for high productivity and efficiency

Model	SC3500 RIDE-ON SCRUBBER	SC3500 GO FULL PKD 2 - BATT AGM 222 AH	SC3500 GO FULL PKD 3 - BATT ACIDE 200 AH
Ref. no.	50000557	CM50000557-02	CM50000557-03

PRODUCT FEATURES

Automatic squeegee lift in reverse	•	•	•
Solution level indicator	•	•	•
Blades can be used on 4 edges	•	•	•
Click on-off brush	•	•	•
One-Touch™ control panel	•	•	•
Water level indicator	•	•	•
Quick change system for squeegee blades	•	•	•
Battery indicator	•	•	•
Squeezable drain hose with flow control	•	•	•
Delivered ready to use (full package)			
Quick coupling for solution filling	•	•	•

Model	SC3500 OBC G180 BR
Ref. no.	CM50000557-01

PRODUCT FEATURES

Automatic squeegee lift in reverse	•
Solution level indicator	•
Blades can be used on 4 edges	•
Click on-off brush	•
One-Touch™ control panel	•
Water level indicator	•
Quick change system for squeegee blades	•
Battery indicator	•
Squeezable drain hose with flow control	•
Delivered ready to use (full package)	
Quick coupling for solution filling	•

Technical specifications	SC3500 RIDE-ON SCRUBBER	SC3500 GO FULL PKD 2 - BATT AGM 222 AH	SC3500 GO FULL PKD 3 - BATT ACIDE 200 AH
Max. running time (hour)	4 hr	4 hr	4 hr
Voltage (V)	24	24	24
IP protection class	IP24	IP24	IP24
Insulation class	III	III	III
Rated power (W)	2658	2658	2658



The mid-size solution for high productivity and efficiency

Technical specifications	SC3500 RIDE-ON SCRUBBER	SC3500 GO FULL PKD 2 - BATT AGM 222 AH	SC3500 GO FULL PKD 3 - BATT ACIDE 200 AH
Brush motor (W)	500	500	500
Vacuum motor power (W)	500	500	500
Airflow (l/sec.)	19.46	19.46	19.46
Vacuum (kPa)	15.5	15.5	15.5
Sound pressure level at 1.5 m (dB(A) ISO 3744)	69	69	69
Productivity theoretical/actual (m ² /h)	4260/2980	4260/2980	4260/2980
Scrubbing width (mm)	710	710	710
Min. turn-around aisle width (cm)	225	225	225
Max. climbing rate (%)	10	10	10
Solution/recovery tank (l)	110/110	110/110	110/110
Brush/pad diameter (mm)	355/355	355/355	355/355
Brush pressure (kg)	30/50	30/50	30/50
Brush speed (RPM)	180	180	180
Brush quantity and type	2 disc	2 disc	2 disc
Length x width x height (mm)	1620x760x1250	1620x760x1250	1620x760x1250
Battery compartment size (L x W x H) (mm)	590x390x350	590x390x350	590x390x350
Gross weight (gvw) (kg)	545	545	545
Net weight (kg)	230	230	230
Max. speed (km/h)	6	6	6
Water flow (l/min.)	1.2/3.5	1.2/3.5	1.2/3.5

Technical specifications	SC3500 OBC G180 BR
Max. running time (hour)	4 hr
Voltage (V)	24
IP protection class	IP24
Insulation class	III
Rated power (W)	2658
Brush motor (W)	500
Vacuum motor power (W)	500
Airflow (l/sec.)	19.46
Vacuum (kPa)	15.5
Sound pressure level at 1.5 m (dB(A) ISO 3744)	69
Productivity theoretical/actual (m ² /h)	4260/2980
Scrubbing width (mm)	710
Min. turn-around aisle width (cm)	225
Max. climbing rate (%)	10
Solution/recovery tank (l)	110/110










The mid-size solution for high productivity and efficiency

Technical specifications

SC3500 OBC G180 BR

Brush/pad diameter (mm)	355/355
Brush pressure (kg)	30/50
Brush speed (RPM)	180
Brush quantity and type	2 disc
Length x width x height (mm)	1620x760x1250
Battery compartment size (L x W x H) (mm)	590x390x350
Gross weight (gvw) (kg)	545
Net weight (kg)	230
Max. speed (km/h)	6
Water flow (l/min.)	1.2/3.5

● Standard equipment, ○ Supplementary accessories, □ Mountable equipment

Accessories	Ref. no.	Min. required	SC3500 RIDE-ON SCRUBBER	SC3500 GO FULL PKD 2 - BATT AGM 222 AH	SC3500 GO FULL PKD 3 - BATT ACIDE 200 AH
Pad 14" / 355 mm					
 PAD 14 355MM ECO BLACK 5PCS	10001916	2	○	○	○
 PAD 14 355MM ECO BROWN 5PCS	10001918	2	○	○	○
 PAD 14 355MM ECO GREEN 5PCS	10001919	2	○	○	○
 PAD 14 355MM ECO RED 5PCS	10001920	2	○	○	○
 PAD 14 355MM ECO WHITE 5PCS	10001921	2	○	○	○
 PAD 14 355MM ECO BLUE 5PCS	10001917	2	○	○	○
 PAD 14 355MM EPP MAROON 10PCS	10001974	2	○	○	○
Special Pad					













The mid-size solution for high productivity and efficiency

Accessories		Ref. no.	Min. required	SC3500 RIDE-ON SCRUBBER	SC3500 GO FULL PKD 2 - BATT AGM 222 AH	SC3500 GO FULL PKD 3 - BATT ACIDE 200 AH
	PAD 14 355MM ECO BRILLIANCE BLUE 2PCS	10002325	2	○	○	○
	PAD 14 355MM ECO BRILLIANCE GREEN 2PCS	10002327	2	○	○	○
	PAD 14 355MM ECO BRILLIANCE RED 2PCS	10002324	2	○	○	○
	PAD 14 355MM ECO BRILLIANCE YELLOW 2PCS	10002326	2	○	○	○
Other						
	DETERGENT SOLUTION SYSTEM KIT	9100002963	1	○	○	○
	KIT WARNING LIGHT	VR32017	1	○	○	○
	MOP KIT	9100000688	1	○	○	○
	SEAT BELT KIT 1.3M	VR41537	1	○	○	○
	TRAY DEBRIS KIT	9100000795	1	●	●	●
	UTILITY CADDY	56112222	1	○	○	○
Pad Holder						
	PAD HOLDER-14 3 LUG	56505800	2	○	○	○
Disc Brush 370 mm						
	BRUSH AGLITE 14	56505803	2	○	○	○
	BRUSH DYNA GRIT 14	56505802	2	○	○	○






The mid-size solution for high productivity and efficiency








Accessories		Ref. no.	Min. required	SC3500 RIDE-ON SCRUBBER	SC3500 GO FULL PKD 2 - BATT AGM 222 AH	SC3500 GO FULL PKD 3 - BATT ACIDE 200 AH
	BRUSH MAGNAGRIT 14	56505801	2	○	○	○
	BRUSH MIDGRIT 14	56505807	2	○	○	○
	BRUSH MIDLITE 14	56505808	2	○	○	○
	BRUSH PROLENE 14	56505804	2	○	○	○
	BRUSH PROLITE 14	56505805	2	●	●	●
	BRUSH UNION MIX 14	56505806	2	○	○	○
Battery						
	BATT 6V-210AH AGM C5	559503253	4	□	●	□
	BATT. 6V-180AH GEL MONOBLOC	80564000	4	□	□	□
	BATT. 6V-200AH WET TUBULAR MONOBLOC	80563200	4	□	□	●
Accessory Kit						
	BATTERY TRAY	VR10048	0			●
Squeegee Blade						
	KIT SQUEEGEE BLADE NR	559504735	1	●	●	●



The mid-size solution for high productivity and efficiency











Accessories		Ref. no.	Min. required	SC3500 RIDE-ON SCRUBBER	SC3500 GO FULL PKD 2 - BATT AGM 222 AH	SC3500 GO FULL PKD 3 - BATT ACIDE 200 AH
	SQUEEGEE BLADE KIT 34 -LINATEX-L	56120338	1	○	○	○
	SQUEEGEE BLADE KIT 34 -PU-L	56120340	1	○	○	○
Light Option						
	BLUE LIGHT KIT	55943345	1	□	□	□

● Standard equipment, ○ Supplementary accessories, □ Mountable equipment

Accessories		Ref. no.	Min. required	SC3500 OBC G180 BR
Pad 14" / 355 mm				
	PAD 14 355MM ECO BLACK 5PCS	10001916	2	○
	PAD 14 355MM ECO BROWN 5PCS	10001918	2	○
	PAD 14 355MM ECO GREEN 5PCS	10001919	2	○
	PAD 14 355MM ECO RED 5PCS	10001920	2	○
	PAD 14 355MM ECO WHITE 5PCS	10001921	2	○
	PAD 14 355MM ECO BLUE 5PCS	10001917	2	○
	PAD 14 355MM EPP MAROON 10PCS	10001974	2	○
Special Pad				














The mid-size solution for high productivity and efficiency

Accessories		Ref. no.	Min. required	SC3500 OBC G180 BR
	PAD 14 355MM ECO BRILLIANCE BLUE 2PCS	10002325	2	○
	PAD 14 355MM ECO BRILLIANCE GREEN 2PCS	10002327	2	○
	PAD 14 355MM ECO BRILLIANCE RED 2PCS	10002324	2	○
	PAD 14 355MM ECO BRILLIANCE YELLOW 2PCS	10002326	2	○
Other				
	DETERGENT SOLUTION SYSTEM KIT	9100002963	1	○
	KIT WARNING LIGHT	VR32017	1	○
	MOP KIT	9100000688	1	○
	SEAT BELT KIT 1.3M	VR41537	1	○
	TRAY DEBRIS KIT	9100000795	1	●
	UTILITY CADDY	56112222	1	○
Pad Holder				
	PAD HOLDER-14 3 LUG	56505800	2	○
Disc Brush 370 mm				
	BRUSH AGLITE 14	56505803	2	○
	BRUSH DYNA GRIT 14	56505802	2	○





The mid-size solution for high productivity and efficiency

Accessories		Ref. no.	Min. required	SC3500 OBC G180 BR
	BRUSH MAGNAGRIT 14	56505801	2	○
	BRUSH MIDGRIT 14	56505807	2	○
	BRUSH MIDLITE 14	56505808	2	○
	BRUSH PROLENE 14	56505804	2	○
	BRUSH PROLITE 14	56505805	2	●
	BRUSH UNION MIX 14	56505806	2	○
Battery				
	BATT 6V-210AH AGM C5	559503253	4	□
	BATT. 6V-180AH GEL MONOBLOC	80564000	4	●
	BATT. 6V-200AH WET TUBULAR MONOBLOC	80563200	4	□
Accessory Kit				
	BATTERY TRAY	VR10048	0	
Squeegee Blade				
	KIT SQUEEGEE BLADE NR	559504735	1	●
	SQUEEGEE BLADE KIT 34 -LINATEX-L	56120338	1	○



The mid-size solution for high productivity and efficiency

Accessories		Ref. no.	Min. required	SC3500 OBC G180 BR
	SQUEEGEE BLADE KIT 34 -PU-L	56120340	1	○
Light Option				
	BLUE LIGHT KIT	55943345	1	□

